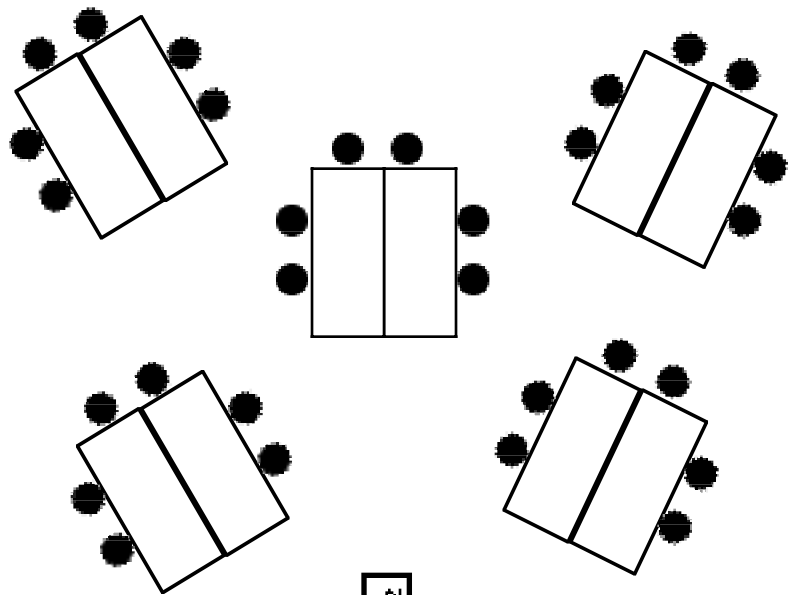


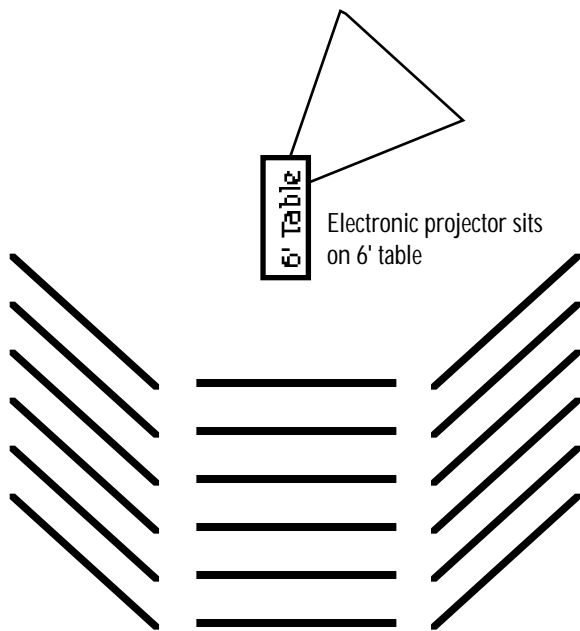
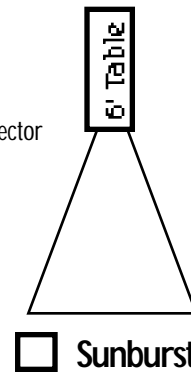
Preferred seating configuration for Rebecca Morgan's presentation

To create the optimal audience experience, we've found these seating configurations work best. Although they may seem unusual, we've found they create the most positive learning environment possible. Thank you for trusting us to help make your event the most positive experience possible.



Electronic projector sits on 6' table

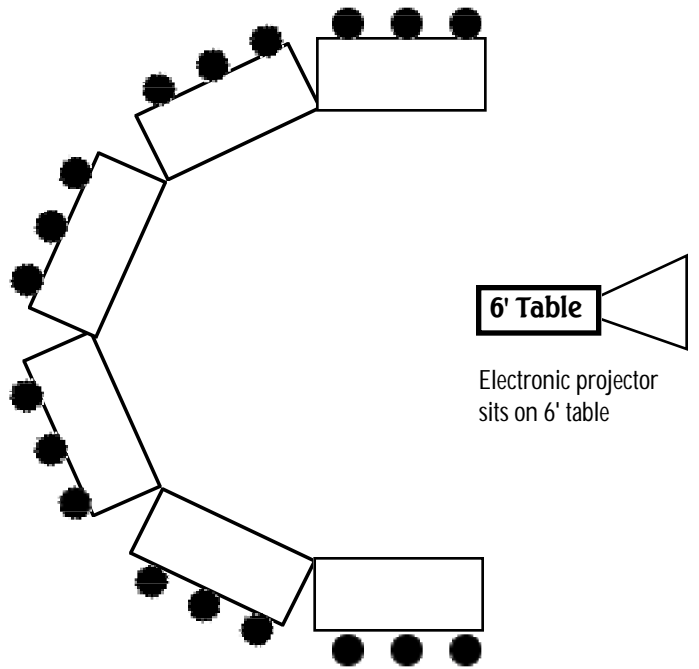
- Angle tables for all to have easy visibility of screen.



6' Table Electronic projector sits on 6' table

Chevroned Classroom

- Angle tables for all to have easy visibility of screen.
- No straight rows all the way across room.
- No center aisle.
- Tables should be set far enough away from walls so someone can easily walk between table and wall.
- Screen angled to speaker's left.



6' Table Electronic projector sits on 6' table

Rounded U-Shape

- Angle tables for all to have easy visibility of screen.

Morgan Seminar Group

1440 Newport Ave. ▲ San José, CA 95125-3329 ▲ 408/998-7977 ▲ 800/247-9662
 Fax: 408/998-1742 ▲ Rebecca@RebeccaMorgan.com ▲ www.RebeccaMorgan.com